

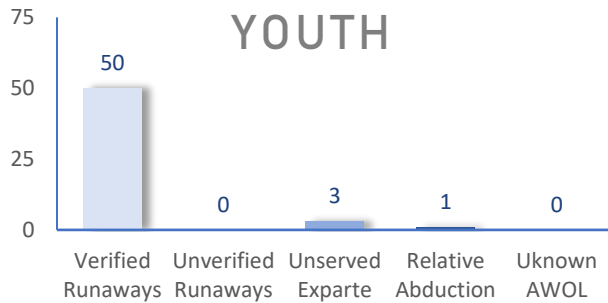
The following statistics show the status and demographics of absent Kansas foster youth and track DCF's successful recovery efforts.

RECOVERED YOUTH

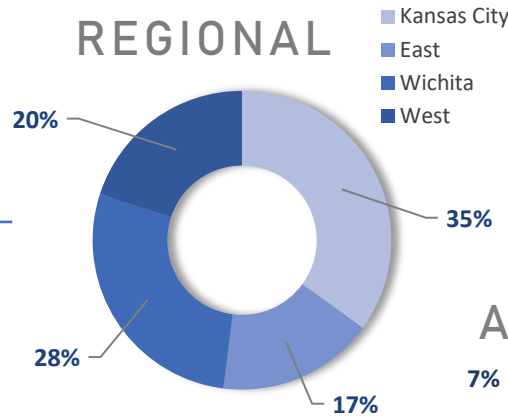


*A youth may be recovered more than once per month.

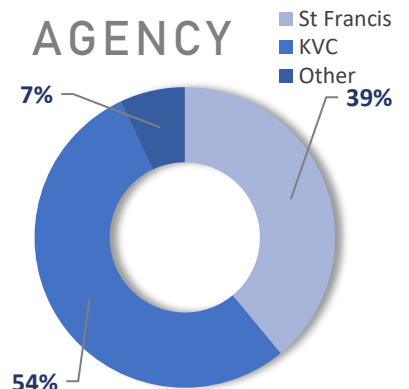
CURRENT AWOL YOUTH



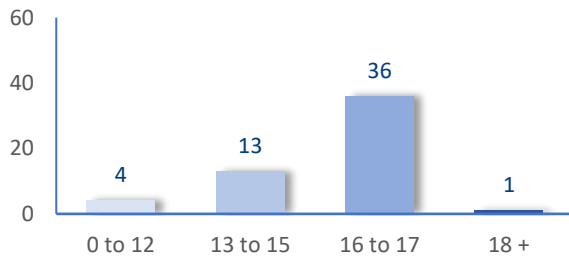
REGIONAL



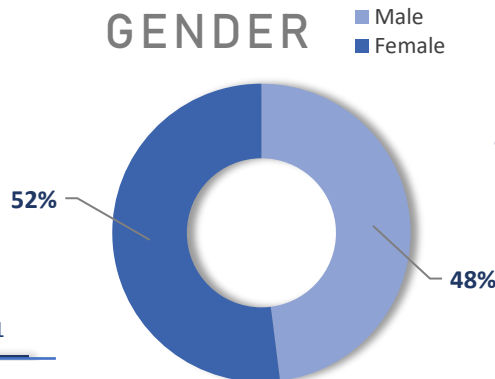
AGENCY



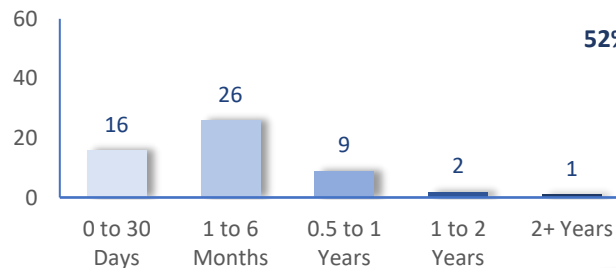
AGE



GENDER



TIME



DAILY AWOL YOUTH

2019

| June | | July | | August | | September | |
|------|--------|------|--------|--------|--------|-----------|--------|
| DATE | # AWOL | DATE | # AWOL | DATE | # AWOL | DATE | # AWOL |
| 3 | 82 | 1 | 60 | 1 | 56 | 3 | 55 |
| 4 | 80 | 2 | 59 | 2 | 54 | 4 | 57 |
| 5 | 80 | 3 | 60 | 5 | 52 | 5 | 57 |
| 6 | 84 | 5 | 59 | 6 | 53 | 6 | 54 |
| 7 | 84 | 8 | 58 | 7 | 54 | 9 | 52 |
| 10 | 83 | 9 | 56 | 8 | 54 | 10 | 54 |
| 11 | 82 | 10 | 59 | 9 | 54 | 11 | |
| 12 | 78 | 11 | 61 | 12 | 53 | 12 | |
| 13 | 76 | 12 | 62 | 13 | 51 | 13 | |
| 14 | 77 | 15 | 60 | 14 | 52 | 14 | |
| 17 | 74 | 16 | 59 | 15 | 54 | 17 | |
| 18 | 71 | 17 | 60 | 16 | 54 | 18 | |
| 19 | 70 | 18 | 58 | 19 | 55 | 19 | |
| 20 | 67 | 19 | 58 | 20 | 52 | 20 | |
| 21 | 67 | 22 | 56 | 21 | 52 | 23 | |
| 24 | 66 | 23 | 58 | 22 | 53 | 24 | |
| 25 | 65 | 24 | 59 | 23 | 56 | 25 | |
| 26 | 65 | 25 | 56 | 26 | 60 | 26 | |
| 27 | 64 | 26 | 56 | 27 | 60 | 27 | |
| 28 | 60 | 29 | 53 | 28 | 57 | 30 | |
| 30 | | 30 | 54 | 29 | 51 | | |
| 31 | 83 | 31 | 54 | 30 | 53 | | |